

## Table 275

Westbury & Swindon - Bath Spa - Bristol - Cardiff & Gloucester

---

Valid from 06 October until 14 December 2024 - Last updated 06 October 2024

# General Information

## Welcome to Table 275

This timetable has been created by [RailwayData.co.uk](https://www.railwaydata.co.uk) and contains details of services on the Westbury & Swindon - Bath Spa - Bristol - Cardiff & Gloucester route, Valid from 06 October until 14 December 2024. It was last updated on the 06th of October 2024.

In addition to timetables for other lines, including London Underground and light rail networks throughout the UK, our website contains line files, gradient profiles, station details, mileages, signalling and much more!

## Fares & Tickets

The ticketing and fares structure of the British railway network is vast and complex, and as a result, we have been unable to include this information within our timetables. Details of how much your ticket will cost can be found on the many Train Operating Company websites and apps, or for more advance users, by visiting the [Railway Data Centre Fares Pages](#).

## Connections

When making a connection between trains, it's important to know how long is needed to do so comfortably. Here are the **minimum connection times** for stations in this table:

- Bath Spa - 7 minutes
- Bristol Parkway - 7 minutes
- Bristol Temple Meads - 10 minutes
- Cardiff Central - 7 minutes
- Gloucester - 7 minutes
- London Paddington - 15 minutes
- Portsmouth Harbour - 10 minutes
- Worcester Foregate Street - 7 minutes
- Worcester Shrub Hill - 7 minutes
- All other stations - 5 minutes

## About Us & Feedback

Formed in 2012 with an aim to release data in different and unique formats, The Railway Data Centre is an independent supplier of transport data, with a constantly growing library of features. We wouldn't be where we are today without the comments, suggestions & feedback of its users - and for that, we're truly grateful! There are many ways to get in touch, so if you would like to drop us a line, please visit our website to find out how.

# General Notes & Symbols

## Time Symbols

- a** Arrival time
  - d** Departure time
  - p** Time from previous night
  - s** Stops to set down passengers only
  - u** Stops to pick up passengers only
  - x** Stops on request only. To alight, please inform the guard on the train. To board, display an appropriate hand signal to the driver, or press the 'request train' button, if there is one on the platform.
- A highlighted header signifies that the train does not run for the full duration of the timetable.  
See footnotes for dates of operation.

## Days of Operations

Days of operation codes are made up of two portions. The first is the day (or days) relevant to the train, and the second is whether the train runs, or doesn't run on these days.

<b>M</b> Monday	<b>O</b> Only
<b>T</b> Tuesday	<b>X</b> Excepted
<b>W</b> Wednesday	
<b>Th</b> Thursday	<u>Examples</u>
<b>F</b> Friday	<b>MO</b> - Monday Only
<b>S</b> Saturday	<b>ThX</b> - Thursdays Excepted (does not run on Thursdays)
<b>Su</b> Sunday	<b>TWO</b> - Tuesdays and Wednesdays Only
<b>BH</b> Bank Holidays	<b>BHX</b> - Bank Holidays Excepted (Does not run on Bank Holidays)

## Headcodes

A headcode is a 4 character reporting code assigned to each train and used by various industry departments.

The **first** character is a number that represents a train's category (shown below).

The **second** character is a letter, and represents the route a train takes.

The **third & fourth** characters are incremental digits that identify a specific train.






- 1** Class 1 trains usually represent express services
  - 2** Class 2 trains usually represent local stopping services
  - 3** Class 3 trains usually represent a higher priority Empty Coaching Stock (ECS) move
  - 5** Class 5 trains usually represent standard & lower-priority ECS moves
- Other** classes of train represent freight and some departmental services

## Train Operating Companies (TOCs)

Trains in this timetable are run by the following TOCs:






- GW** Great Western Railway
- XC** Cross Country

## Reservation & Accommodation Symbols

-  Seat reservations are compulsory on this train..
-  Seat reservations are recommended on this train..
-  Seat reservations available. This symbol is also used for 'counted places' (a system used for advanced purchase ticket quotas) and does not necessarily denote the ability to reserve a seat.
-  First class accommodation is conveyed on this train.
-  Sleeping berths and first class seating are available on this train. Reservations compulsory.

## Catering Symbols

These symbols relate to catering facilities available on board trains. These may be available for the whole, or only part of the journey.

-  An at seat trolley service of hot and cold refreshments is available.
-  A buffet service, including hot and cold snacks and drinks is provided.
-  An at table Restaurant service for First Class ticket holders, and Standard Class ticket holders if accommodation is available. A buffet service is also available.
-  Complimentary restaurant or full meal service for First Class ticket holders, with a buffet service available to all passengers.
-  A service of hot light meals to order, as well as a buffet service of hot and cold refreshments.

## Timing Load / Traction

Most journeys contain timing load and traction details. These records are used for scheduling purposes and help to differentiate between slower & faster trains. As a result, shown traction is not guaranteed to operate and is sometimes erroneous, but can give an overview of what to expect.

<b>387</b>	Class 387
<b>802</b>	Class 802
<b>DM-E</b>	Class 158, 168, 170 or 175
<b>DM-S</b>	Class 150, 153, 155 or 156 (75mph Sprinter units)
<b>DM-V</b>	Class 220 or 221 (Voyager units)

## Previous/Next Workings

Some locations (predominantly those where the signalling system requires it) include details of the previous and/or next planned working for a specific train. Where this is available, and a where a journey either originates or terminates at a station contained within this timetable, the relevant headcode is shown.

Table 275 Westbury & Swindon - Bath Spa - Bristol - Cardiff & Gloucester

Mondays to Fridays

Table with columns for TOC, Headcode, Reservations/Catering, Timing Load/Traction, Footnotes, Days of Operation, and various station codes (GW, XC, GW, etc.) and times. Stations include London Paddington, Portsmouth Harbour, Southampton Central, Salisbury, Weymouth, Castle Cary, Frome, Westbury, Bradford on Avon, Avoncliff, Freshford, Swindon, Chippenham, Bath Spa, Oldfield Park, Keynsham, Bristol Temple Meads, Filton Abbey Wood, Bristol Parkway, Patchway, Pilning, Severn Tunnel Jn, Cardiff Central, Bridgend, Neath, Swansea, Yate, Cam & Dursley, Gloucester, Cheltenham Spa, Ashchurch for Tewkesbury, Worcester Shrub Hill, Worcester Foregate St, Malvern Link, and Great Malvern.

Table 275 Westbury & Swindon - Bath Spa - Bristol - Cardiff & Gloucester

Mondays to Fridays

Table with columns for TOC, Headcode, Reservations/Catering, Timing Load/Traction, Footnotes, Days of Operation, and various station codes (GW, XC, GW, etc.) and times. Stations include London Paddington, Portsmouth Harbour, Southampton Central, Salisbury, Weymouth, Castle Cary, Frome, Westbury, Bradford on Avon, Avoncliff, Freshford, Swindon, Chippenham, Bath Spa, Oldfield Park, Keynsham, Bristol Temple Meads, Filton Abbey Wood, Bristol Parkway, Patchway, Pilning, Severn Tunnel Jn, Cardiff Central, Bridgend, Neath, Swansea, Yate, Cam & Dursley, Gloucester, Cheltenham Spa, Ashchurch for Tewkesbury, Worcester Shrub Hill, Worcester Foregate St, Malvern Link, and Great Malvern.

Notes

- E - From Taunton
F - From Exeter St Davids
I - From Penzance
K - From Fratton
P - From Yeovil Pen Mill
Q - To Carmarthen
S - To Weston-super-Mare
W - To Penzance
X - To Stansted Airport

Table 275 Westbury & Swindon - Bath Spa - Bristol - Cardiff & Gloucester

Mondays to Fridays

Table with 27 columns (TOC, GW) and 40 rows of departure times and locations including London Paddington, Portsmouth Harbour, Southampton Central, Salisbury, Weymouth, Castle Cary, Frome, Westbury, Bradford on Avon, Avoncliff, Freshford, Swindon, Chippenham, Bath Spa, Oldfield Park, Keynsham, Bristol Temple Meads, Filton Abbey Wood, Bristol Parkway, Patchway, Pilning, Severn Tunnel Jn, Cardiff Central, Bridgend, Neath, Swansea, Yate, Cam & Dursley, Gloucester, Cheltenham Spa, Ashchurch for Tewkesbury, Worcester Shrub Hill, Worcester Foregate St, Malvern Link, Great Malvern.

Table 275 Westbury & Swindon - Bath Spa - Bristol - Cardiff & Gloucester

Mondays to Fridays

Table with 27 columns (TOC, GW) and 40 rows of departure times and locations including London Paddington, Portsmouth Harbour, Southampton Central, Salisbury, Weymouth, Castle Cary, Frome, Westbury, Bradford on Avon, Avoncliff, Freshford, Swindon, Chippenham, Bath Spa, Oldfield Park, Keynsham, Bristol Temple Meads, Filton Abbey Wood, Bristol Parkway, Patchway, Pilning, Severn Tunnel Jn, Cardiff Central, Bridgend, Neath, Swansea, Yate, Cam & Dursley, Gloucester, Cheltenham Spa, Ashchurch for Tewkesbury, Worcester Shrub Hill, Worcester Foregate St, Malvern Link, Great Malvern.

Notes
D - From Plymouth E - From Taunton I - From Penzance L - From Warminster Q - To Carmarthen S - To Weston-super-Mare













Table 275 Westbury & Swindon - Bath Spa - Bristol - Cardiff & Gloucester

Sundays

Table with 28 columns: TOC, Headcode, Reservations/Catering, Timing Load/Traction, Footnotes, and 27 GW columns. Rows list various stations and routes with their respective departure times.

Table 275 Westbury & Swindon - Bath Spa - Bristol - Cardiff & Gloucester

Sundays

Table with 28 columns: TOC, Headcode, Reservations/Catering, Timing Load/Traction, Footnotes, and 27 GW columns. Rows list various stations and routes with their respective departure times.

Notes

E - From Taunton
T - To Taunton

F - From Exeter St Davids
U - To Plymouth

G - From Portsmouth & Southsea

I - From Penzance

Q - To Carmarthen

S - To Weston-super-Mare



Table 275 Gloucester & Cardiff - Bristol - Bath Spa - Swindon & Westbury

Mondays to Fridays

Table with 26 columns (TOC, Headcode, Reservations/Catering, Timing, Load/Traction, Footnotes, and 25 GW columns) and multiple rows of train services including Great Malvern, Worcester, Gloucester, Cardiff Central, Bristol Temple Meads, Bath Spa, Swindon, and Westbury.

Table 275 Gloucester & Cardiff - Bristol - Bath Spa - Swindon & Westbury

Mondays to Fridays

Table with 26 columns (TOC, Headcode, Reservations/Catering, Timing, Load/Traction, Footnotes, and 25 GW columns) and multiple rows of train services including Great Malvern, Worcester, Gloucester, Cardiff Central, Bristol Temple Meads, Bath Spa, Swindon, and Westbury.

Notes

C - From Weston-super-Mare
W - To Penzance

E - From Taunton

H - From Carmarthen

T - To Taunton

U - To Plymouth

V - To Warminster











**Table 275 Gloucester & Cardiff - Bristol - Bath Spa - Swindon & Westbury**

Saturdays

TOC	GW	GW	GW	GW	GW	GW	GW	GW	GW	GW	GW	GW	GW	GW	GW	GW	GW	GW	GW	GW	GW	GW	GW	GW			
Headcode	1L28	1F27	2T50	1A32	2O18	2C87	1A33	2C25	1L30	1F29	2T51	2C30	2C89	2T30	1A35	1L32	1F31	2T52	2C91	2O98	2T32	1L34	1A37	1F33	2T53	1F35	
Reservations/Catering	802	DM-E	DM-E	802	DM-E	802	802	DM-E	802	DM-E	DM-E	DM-S	802	DM-E	802	802	DM-E	DM-E	802	DM-E	DM-E	802	802	DM-E	DM-E	DM-E	
Timing Load/Traction	H			C			U					N	T			H							E			Y	
Footnotes																											
<b>Great Malvern d</b>																											
Malvern Link d																											
Worcester Foregate St d																											
Worcester Shrub Hill d																											
Ashchurch for Tewkesbury d																											
Cheltenham Spa d																											
<b>Gloucester d</b>																											
Cam & Dursley d																											
Yate d																											
Swansea d	16:22																										
Neath d	16:34																										
Bridgend d	16:55																										
<b>Cardiff Central d</b>	17:18	17:27																									
Severn Tunnel Jn d																											
Pilning d																											
Patchway d																											
Bristol Parkway a	17:53																										
Filton Abbey Wood d																											
<b>Bristol Temple Meads a</b>																											
Keynsham d																											
Oldfield Park d																											
<b>Bath Spa a</b>																											
Chippenham d																											
<b>Swindon d</b>																											
Freshford d																											
Avoncliff d																											
Bradford on Avon d																											
<b>Westbury a</b>																											
Frome a																											
Castle Cary a																											
Weymouth a																											
Salisbury a																											
Southampton Central a																											
Portsmouth Harbour a																											
London Paddington a																											

**Table 275 Gloucester & Cardiff - Bristol - Bath Spa - Swindon & Westbury**

Saturdays

TOC	GW	GW	GW	GW	GW	GW	XC	GW	GW	GW	GW	GW	GW
Headcode	2C93	2T54	1L36	1A39	2C34	1A40	1V70	2C95	2T55	2C38	1T42	2C97	
Reservations/Catering	802	802	802	DM-E	802	DM-V	DM-E	DM-E	DM-E	802	802		
Timing Load/Traction	DM-E												
Footnotes	R		I			E	J						
<b>Great Malvern d</b>													
Malvern Link d													
Worcester Foregate St d													
Worcester Shrub Hill d													
Ashchurch for Tewkesbury d													
Cheltenham Spa d													
<b>Gloucester d</b>													
Cam & Dursley d													
Yate d													
Swansea d													
Neath d													
Bridgend d													
<b>Cardiff Central d</b>													
Severn Tunnel Jn d													
Pilning d													
Patchway d													
Bristol Parkway a													
Filton Abbey Wood d													
<b>Bristol Temple Meads a</b>													
Keynsham d													
Oldfield Park d													
<b>Bath Spa a</b>													
Chippenham d													
<b>Swindon a</b>													
Freshford d													
Avoncliff d													
Bradford on Avon d													
<b>Westbury a</b>													
Frome a													
Castle Cary a													
Weymouth a													
Salisbury a													
Southampton Central a													
Portsmouth Harbour a													
London Paddington a													

**Notes**  
 C - From Weston-super-Mare  
 R - To Exeter St Davids  
 E - From Taunton  
 T - To Taunton  
 H - From Carmarthen  
 U - To Plymouth  
 I - From Penzance  
 Y - To Portsmouth & Southsea  
 J - From Edinburgh Waverley  
 N - From Severn Beach



Table 275 Gloucester & Cardiff - Bristol - Bath Spa - Swindon & Westbury

Sundays

TOC	GW	GW	GW	GW	GW	GW	GW	GW	GW	GW	GW	GW	GW	GW	GW	GW	GW	GW	GW	GW	GW	GW	GW	GW	GW	GW
Headcode	2T43	1A25	2C98	2C83	1A26	1L74	1F27	2T45	1L76	1A27	2O94	2C85	1A28	1L82	1F29	2T47	1F31	2C87	1A30	1L90	1F33	2T49	1O98	2C89	1A32	1L92
Reservations/Catering																										
Timing Load/Traction	DM-E	802	DM-E	802	802	802	DM-E	802	802	802	DM-E	802	802	802	DM-E	DM-E	DM-E	802	802	802	DM-E	802	DM-E	DM-E	802	802
Footnotes				T	D	H												T	F	H				T	E	
<b>Great Malvern</b> d																										
Malvern Link d																										
Worcester Foregate St d									15:46																17:52	
Worcester Shrub Hill d									15:54																	17:56
Ashchurch for Tewkesbury d									16:12																	18:13
Cheltenham Spa d									16:22																	18:23
<b>Gloucester</b> d	15:41								16:40							17:41										18:39
Cam & Dursley d	15:54								16:54							17:54										18:52
Yate d	16:07								17:07							18:08										19:04
Swansea d						15:23							16:24							17:24						18:24
Neath d						15:35							16:36							17:36						18:36
Bridgend d						15:55							16:56							17:56						18:56
<b>Cardiff Central</b> d						16:00		16:20	16:25		16:50		17:00		17:20	17:25		17:40	18:00		18:20	18:25			19:00	19:20
Severn Tunnel Jn d				16:23									17:25					18:05	18:25						19:24	
Pilning d																										
Patchway d				16:34								17:36							18:37							19:37
Bristol Parkway a	16:16					16:53		17:13	17:25				17:53		18:16			18:53		19:11						19:53
d	16:16					16:55		17:15	17:26				17:55		18:17			18:55		19:12						19:55
Filton Abbey Wood d	16:20			16:38			17:02	17:18			17:40			18:02	18:20	18:21	18:41			19:03	19:15				19:42	
<b>Bristol Temple Meads</b> a	16:28			16:49	16:58		17:10	17:26			17:50	17:53		18:10	18:28	18:32	18:52	18:54		19:11	19:23			19:50	19:55	
d		16:30	16:48	16:51	17:00		17:15			17:30	17:48	17:54	18:00		18:15		18:40	18:55	19:00		19:15		19:34	19:54	20:00	
Keynsham d							17:23				17:55						18:47								19:41	
Oldfield Park d							17:30				18:02						18:54								19:48	
<b>Bath Spa</b> a		16:41	17:04		17:11		17:32			17:41	18:04		18:11		18:29		18:56		19:11		19:27			19:50	20:11	
d		16:43	17:06		17:13		17:35			17:43	18:06		18:13		18:30		18:58		19:13		19:28			19:52	20:13	
Chippenham d		16:55			17:26					17:55			18:26					19:26							20:26	
<b>Swindon</b> a		17:08			17:38	17:17		17:49	18:08				18:38	18:17				19:38	19:17						20:38	20:17
Freshford d			17:15								18:15						19:07							20:01		
Avoncliff d			17:18								18:18						19:10							20:04		
Bradford on Avon d			17:22				17:47				18:22				18:42		19:14			19:40				20:08		
<b>Westbury</b> a			17:36				18:00				18:36				18:57		19:27			19:54				20:21		
Frome a			17:46								18:46															
Castle Cary a			18:02								19:03															
Weymouth a											20:05															
Salisbury a							18:31								19:30		19:58			20:31				20:52		
Southampton Central a							19:02								20:01		20:29			21:01				21:22		
Portsmouth Harbour a							19:52								20:50		21:23			21:49				22:28		
London Paddington a		17:59			18:35	18:09		18:50	18:59				19:36	19:09					20:35	20:09					21:36	21:14

Table 275 Gloucester & Cardiff - Bristol - Bath Spa - Swindon & Westbury

Sundays

TOC	GW	GW	GW	GW	GW	GW	GW	GW	GW	GW	GW	GW	GW	XC	GW	GW	GW
Headcode	1F35	2T51	2O96	2C91	1L94	1A34	2T53	1F37	1L96	2C38	2T55	1A36	2C39	1V70	2T57	1F39	2C42
Reservations/Catering																	
Timing Load/Traction	DM-E	DM-E	DM-E	802	802	802	802	DM-E	802	DM-E	DM-E	802	DM-E	DM-V	802	DM-E	DM-E
Footnotes				T		C			H				D	J		V	
<b>Great Malvern</b> d																	
Malvern Link d																	
Worcester Foregate St d							19:41										
Worcester Shrub Hill d							19:53								21:57		
Ashchurch for Tewkesbury d							20:13								22:12		
Cheltenham Spa d							20:23							21:52	22:21		
<b>Gloucester</b> d		19:41					20:40				21:41			22:05	22:41		
Cam & Dursley d		19:54					20:53				21:54			22:55			
Yate d		20:07					21:06				22:08			23:08			
Swansea d					19:24				20:19								
Neath d					19:36				20:31								
Bridgend d					19:56				20:51								
<b>Cardiff Central</b> d	19:25				20:00	20:20			20:30	21:20	21:30					22:30	23:11
Severn Tunnel Jn d					20:23				20:54		21:55					22:53	
Pilning d																	
Patchway d					20:34				21:09		22:08					23:07	
Bristol Parkway a		20:16			20:53		21:13		21:52		22:16			22:30	23:15		
d		20:16			20:55		21:14		21:55		22:17			22:31	23:16		
Filton Abbey Wood d	20:03	20:20			20:38		21:17	21:12		22:12	22:20			23:19	23:11		
<b>Bristol Temple Meads</b> a	20:11	20:28			20:50		20:55	21:25	21:20		22:20	22:28	22:23	22:40	23:27	23:22	23:56
d	20:15		20:49	20:53		21:00		21:28			22:30	22:35			23:30		
Keynsham d	20:22		20:56				21:35				22:42						
Oldfield Park d	20:29		21:03				21:42				22:49						
<b>Bath Spa</b> a	20:31		21:05			21:11		21:44			22:42	22:52			23:43		
d	20:35		21:07			21:13		21:46			22:43	22:54			23:44		
Chippenham d						21:26											